

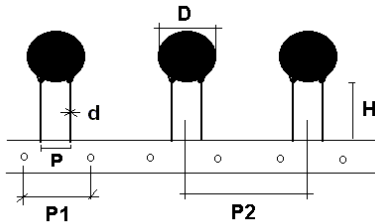
SPEC FORM

Company: _____ Date _____

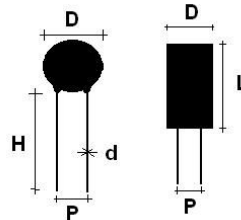
E-mail: _____ Contact: _____

RADIAL COMPONENTS

RADIAL TAPED COMPONENTS



RADIAL LOOSE COMPONENTS



P (Pitch – lead spacing) =
*P1 (Pitch – hole spacing) =
P2 (Pitch – component spacing) =
H =
D =
*d (lead thickness) =
* **NECESSARY INFORMATION**

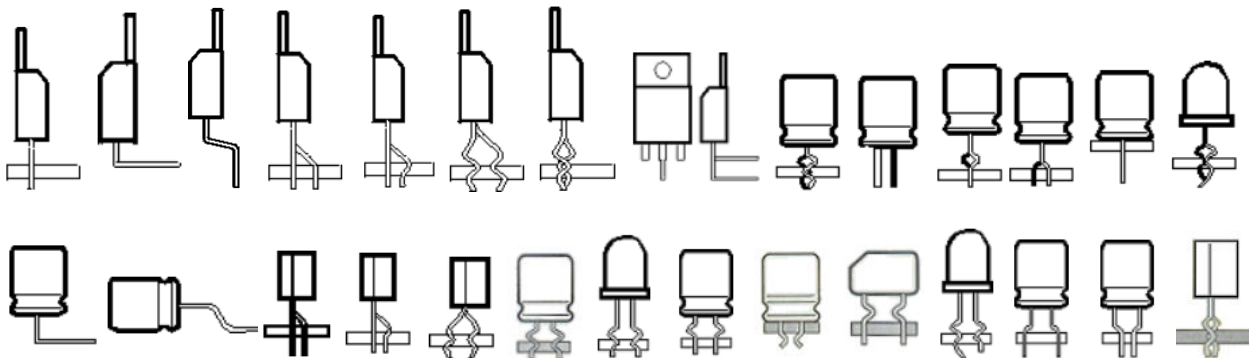
*P (Pitch – lead spacing) =
H =
L =
*d =
D =
* **NECESSARY INFORMATION**

Manual Machine

Motorized

Pneumatic

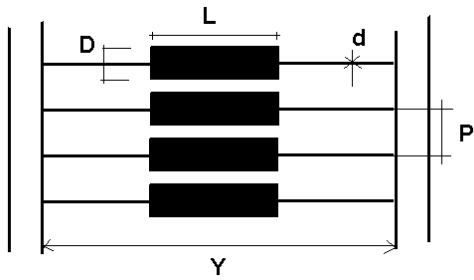
Form required:



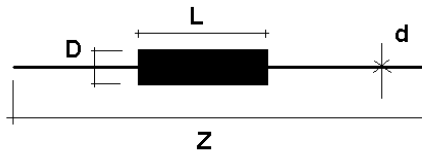
Special Requirements:

AXIAL COMPONENTS

AXIAL TAPED COMPONENT



AXIAL LOOSE COMPONENT



P =
Y =
*L =
*d =
D =
* **NECESSARY INFORMATION**

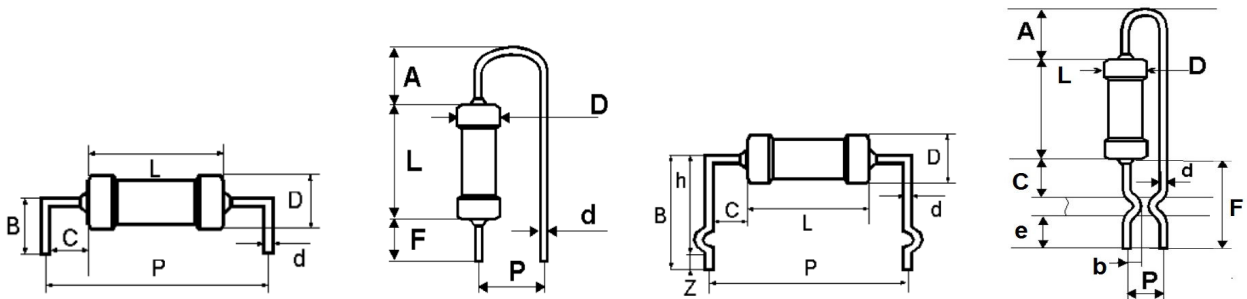
Z =
*L =
*d =
D =
* **NECESSARY INFORMATION**

Manual Machine

Motorized

Loose Feeder

Form required:



Special Requirements:

PCB - PCB Information for components that require a form (stand-off or stand-off lock-in

PCB thickness? _____

Estándar thickness: 1.6mm (.062")

PCB hole diameter: _____